



# Professional Washer

## PW9C

### Features and benefits

- **Compass Pro® microprocessor offers:**
  - Large display and one control knob for easy program selection
  - Language selection
- PW9C is a large capacity washer suitable for professional users
- Four compartment detergent box for manual dosing of powder or liquid detergent
- Door with gasket and strong hinges built for heavy duty operation
- Stainless and galvanized steel in all vital parts for high degree of rust protection
- Large door opening for easy loading/unloading
- Drain pump
- Electrical connection: 3 phase or 1 phase
- Water hoses included

### Options

- Coin meter
- Drain valve



Images shown are a representation of the product only and variations may occur.

Main specifications		PW9C	
Capacity, max.	kg/lb	9/20	
Extraction	rpm	1015	
G-factor		300	
Heating alternatives electricity 3 AC	kW	5.4	
electricity 1 AC	kW	3.6	
non-heated		x	
<b>Consumption data "Colour 60°C" without Pre-wash</b>		5.4 kW	3.6 kW
Total time	min	50	54
Water consumption (cold/hot)	litre	89/17	89/17
Energy consumption (motor/heating)	kWh	0.25/0.65	0.25/0.65
Water temperature 15°C cold water and 65°C hot water			

Electrical connections					
Heating alternative	Main voltage		Heating power kW	Total power kW	Recommended fuse A
	Hz				
Electric heated	220-240V 1 ~	50/60	3.0/5.4	3.1/5.5	16/25
	380-415V 3N ~	50/60	3.0/5.4	3.1/5.5	16/25
Steam or Non heated	220-480V 1 ~	50/60	-	1.0	10

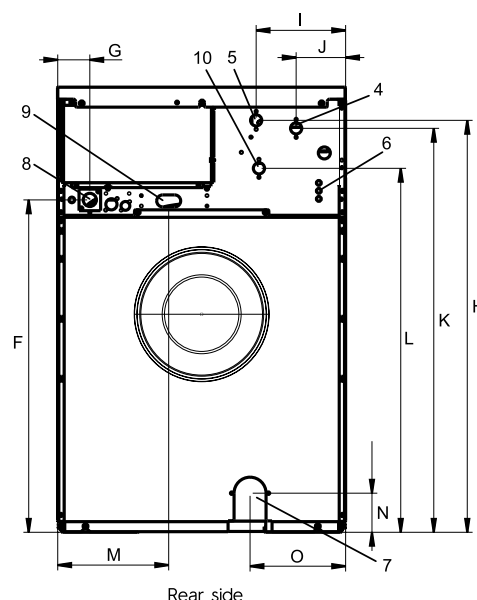
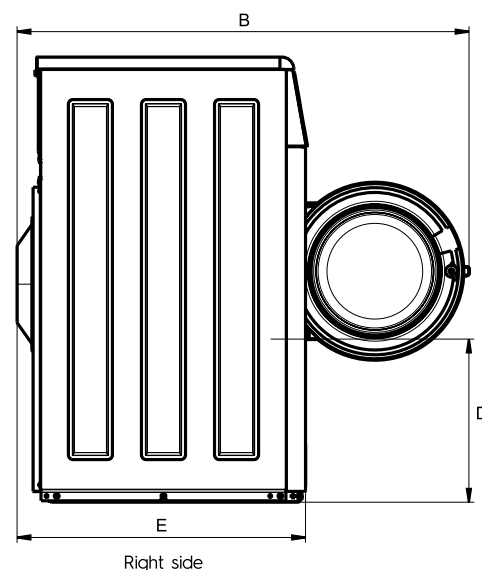
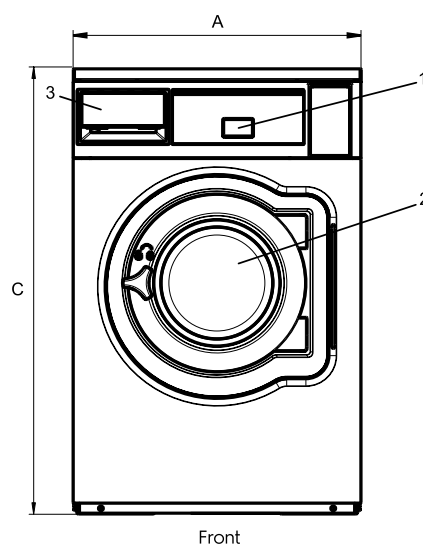
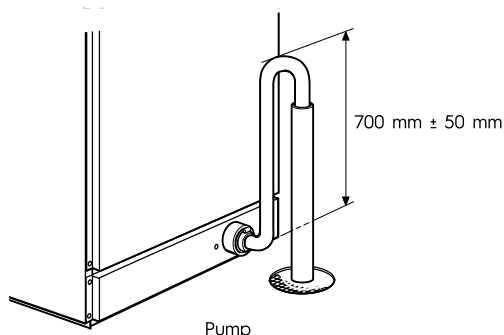
Water and steam connection		PW9C
Water valves	DN	20
Water pressure	kPa	150-400
Capacity at 300 kPa	l/min	16
Drain valve (optional)	Ø mm	50/75
Draining capacity	(pump) l/min	30
	(drain valve) l/min	160
Liquid detergent supplies (optional)		3
Floor requirements		
Frequency of the dynamic force	Hz	16.9
Floor load at max extraction	kN	1.4 ± 0.5
Sound levels		
Airborne sound level	dB(A)	71
Heat emission		
% of installed power, max		5
Shipping data		
Weight	net, kg	135
Shipping volume	m <sup>3</sup>	0.81
Dimensions in mm		
A Width		720
B Depth		1130
C Height		1113
D		408
E		721
F		831
G		80
H		1030
I		224
J		124
K		1010
L		910
M		278
N		98
O		239
1 Operating panel	6 Liquid detergent supply	
2 Door opening Ø 310 mm	7 Drain valve	
3 Detergent box	8 Electrical connection	
4 Cold water	9 Steam connection	
5 Hot water	10 Re-used water	

Average data. Crated weight/shipping volume depends on configuration.

Please contact logistics for exact measures.

Art No. 438919529EN/2015.01.14

We reserve the right to alter specifications without notice.



**Electrolux**  
Authorized  
Partner



Unit 3 / 41 Biscayne Way, Jandakot, WA 6164  
Ph : (08) 9414 9474 Fax : (08) 6210 5961  
Service : 0411 883 346 / 0400 246 352  
Sales : 0406 659 429/ [sales@comls.com.au](mailto:sales@comls.com.au)  
Web site : [www.comls.com.au](http://www.comls.com.au)