



Barrier washer extractor

WB5130H, WB5180H

Features and benefits

- **Compass Pro® microprocessor offers:**
 - Large display and one control knob for easy program selection
 - Quick selection and option buttons for the most frequently used wash programs and options
 - Same controller on Electrolux washers and dryers, making operator's life easier
- **AS – Automatic Savings:**
 - The machine weighs the linen and adjusts the amount of water and energy according to the load. This leads to considerable savings in case the machine is not fully loaded.
- Large loading and unloading door for fast and easy operations
- Stainless and galvanized steel in all vital parts for high degree of rust protection
- **Power Balance:**
 - Maximises the extraction force, leading to highest dewatering and savings in drying
 - Minimizes the stress on the machine, leading to trouble-free operation and increased machine lifetime
 - Reduces vibrations, making it possible to install the machine in all locations

Main options

- Detergent box with four compartments
- ED pump dosing system
 - Adjusts the quantity of detergent based on the real load information from AS
- Titration valve for bath sampling
- Certus Management Information System (CMIS) to ensure traceability of the linen as per RABC standards, available on both Compass Pro



Images shown are a representation of the product only and variations may occur.

Main specifications			WB5130H		WB5180H	
Max. capacity		kg/lb	13/30		18/40	
Drum	volume	litre	130		180	
	diameter	ø mm	650		725	
Extraction		rpm	910		860	
G-factor			300		300	
Heating alternatives	electricity	kW	13.0		18.0	
	steam		x		x	
Consumption data "Normal 60°C" (6H03)			El	Steam	El	Steam
Total time		min	42		37	
Water consumption (cold/hot)		litre	156/42	198/0	222/58	280/0
Energy consumption (motor/heating/hot water)		kWh	0.25/0/2.6	0.25/-	0.4/0/3.7	0.4/-
Steam consumption		kg	-	3.9	-	5.6
<small>Water temperature 15°C cold water and 65°C hot water. Depending on steam pressure. RABC, Risk Analysis and Bio contamination Control</small>						

Electrical connections					
Heating alternative	Main voltage	Hz	Heating power kW	Total power kW	Recommended fuse A
WB5130H Electric heated	220-240V 1 ~	50/60	13.0	13.3	63
	220-240V 3 ~	50/60	13.0	13.3	35
	380-415V 3N ~	50/60	13.0	13.3	20
	440V 3 ~	60	13.0	13.3	20
	480V 3 ~	60	13.0	13.3	20
Steam or Non heated	220-480V 1/3 ~	50/60	-	1.2	10
WB5180H Electric heated	220-240V 3 ~	50/60	18.0	18.3	50
	380-415V 3N ~	50/60	18.0	18.3	35
	440V 3 ~	60	18.0	18.4	25
	480V 3 ~	60	18.0	18.4	25
	220-480V 1/3 ~	50/60	-	2.3	10

Water and steam connection		WB5130H	WB5180H
Water valves	DN	20	20
Water pressure	kPa	150-400	150-400
Capacity at 300 kPa l/min		27	60
Drain valve	ø mm	75	75
Draining capacity	l/min	150	150
Steam valve	DN	15	15
Steam pressure	kPa	300-600	300-600
Liquid detergent supplies		5	5

Floor requirements			
Frequency of the dynamic force	Hz	15.2	14.3
Max floor load at extraction	kN	3.4 ± 0.5	2.9 ± 1.0

Sound levels			
Airborne sound level	dB(A)	73	75

Heat emission			
% of installed power, max		5	5

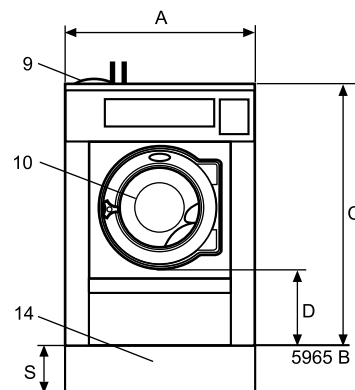
Shipping data			
Weight	net, kg	306	397
Shipping volume	m ³	1.84	2.08

Accessories			
Steel base frame		x	x
Hose connection kits for water or steam		x	x

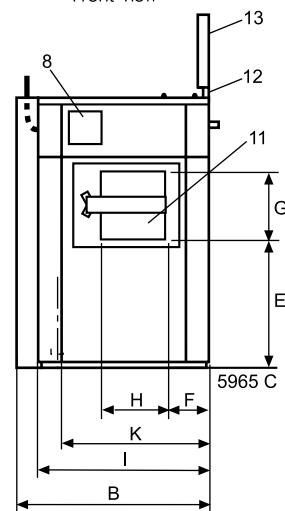
Dimensions in mm			
A Width		910	970
B Depth		875	975
C Height		1325	1410
D		435	470
E		575	610
F		200	200
G		390	390
H		345	385
I		785	870
J		1035	1120
K		702	822
L		1225	1330
M		380	395
N		300	315
O		1185	1290
P		340	340
Q		825	1120
R		455	485
S		285	200
T		304	334

1 Electrical connections	9 Detergent compartment (optional)
2 Cold water	10 Door opening, unloading side
3 Hot water	WB4130H: ø395, WB4180H: ø435
4 Hard water	11 Door opening, loading side
5 Steam connection	WB4130H: 280x280, WB4180H: 320x280
6 Drain	12 Barrier frame
7 Liquid supply connections	13 Barrier partition
8 Operating panel	14 Plinth (optional)

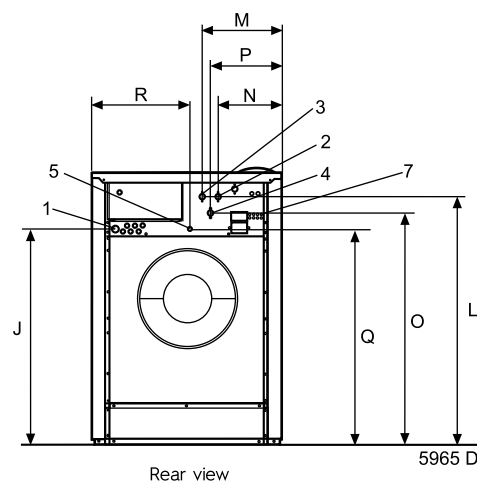
Other voltages available, see installation manual.
Average data. Crated weight/shipping volume depends on configuration.
Please contact logistics for exact measures.
Art No. 438919537/EN/2015.01.14
We reserve the right to alter specifications without notice.



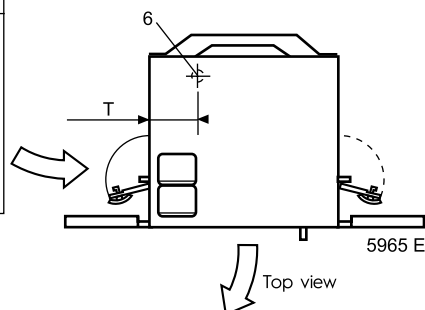
Front view



Left view



Rear view



Top view



Electrolux
Authorized
Partner



Unit 3 / 41 Biscayne Way, Jandakot, WA 6164
Ph : (08) 9414 9474 Fax : (08) 6210 5961
Service : 0411 883 346 / 0400 246 352
Sales : 0406 659 429/ sales@comls.com.au
Web site : www.comls.com.au